


Chamber Music Society of Lincoln Center: Front Row National

Helpful tips to enjoy the show:


1. You can stream the concert from any device with a strong internet connection. Sound quality will vary depending on the speakers and device you are using. Some of the ways to get optimal sound quality include:

- Connect to Bluetooth speakers from your mobile phone or tablet
- Connect high quality speakers to a desktop or laptop computer
- Listen with headphones


(Hint: if you are viewing on a device which can receive messages/calls, we recommend you switch on “do not disturb” so you can enjoy the program without interruptions.)

2. If your program doesn’t begin playing automatically, click the “play” icon located in the lower left corner of the video. 

3. Click the full screen icon to the left of the CMS logo to get the best viewing experience: 

4. Can’t hear anything? Don’t forget to unmute/turn up the volume on your device! 

5. To stream the video to your home TV:

If you are an Apple user, you can use AirPlay or screen mirroring to display the video from your iPhone, iPad, or iMac to your Apple TV (or other smart TV with AirPlay capability). 

You can also achieve this using an HDMI cable to send the signal from your laptop to your TV.

6. Need a break? You can pause the performance, but if you close out of the browser window, you will lose your place in the video, so make sure to note the time you are stopping if you are not returning right away and want to resume from where you left off.